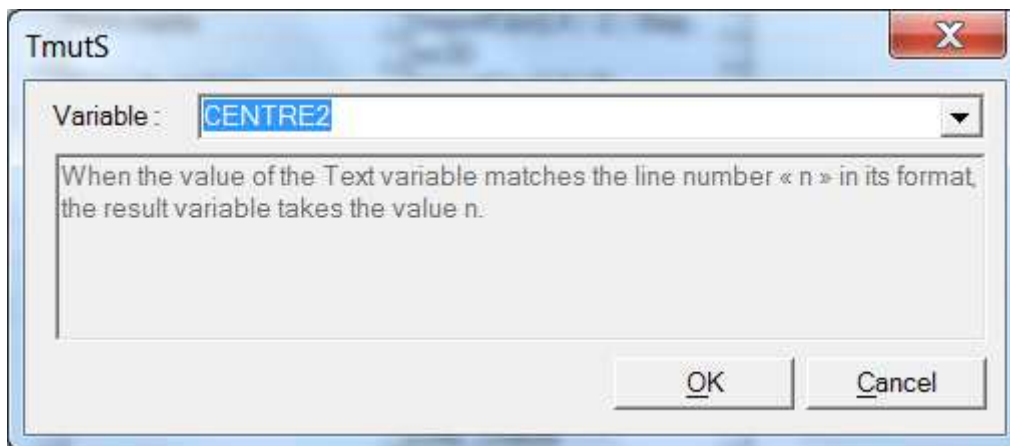


VoxcoTab Release 2.9

1. New function « TmutS ».

With function TmutS, a variable of type Single obtains its value from a variable of type Text : resulting values 1 to n corresponding to the n lines of the format of the variable text:



Conditions :

	Resulting variable	Argument variable	Base
Type	S	T with format	L
Level	i	i	i or <i
Dimension	undimensioned	undimensioned	undimensioned
or	n	n	undimensioned or dim n

When the value of the argument variable matches the line number « n » in its format, the resulting variable takes the value n.

Comments :

- 1) The format of the argument variable should contain only unique values (no sub-totals), otherwise there could be inadequate results.
- 2) Of course, it is useful to give a format to the resulting variable, with the codes 1 to n in lines 1 to n, and by copying the labels of the argument variable.

- 3) Using TmutS allows to work on a Single variable rather on a Text variable, which presents huge advantages : sub-totals are easier to build in the format, recoding functions are easier and numerous, etc. Hence, it is highly recommended to use it, as long as the use of the text variable is not limited to a single tabulation, without any recoding.

2. New functions CPL

These new functions allow to use, in a CPL procedure, the equivalent of the functions POSTR and SUBSTR.

The following functions are available :

Strlen (varT) : returns the length of the string contained in the Text variable varT.

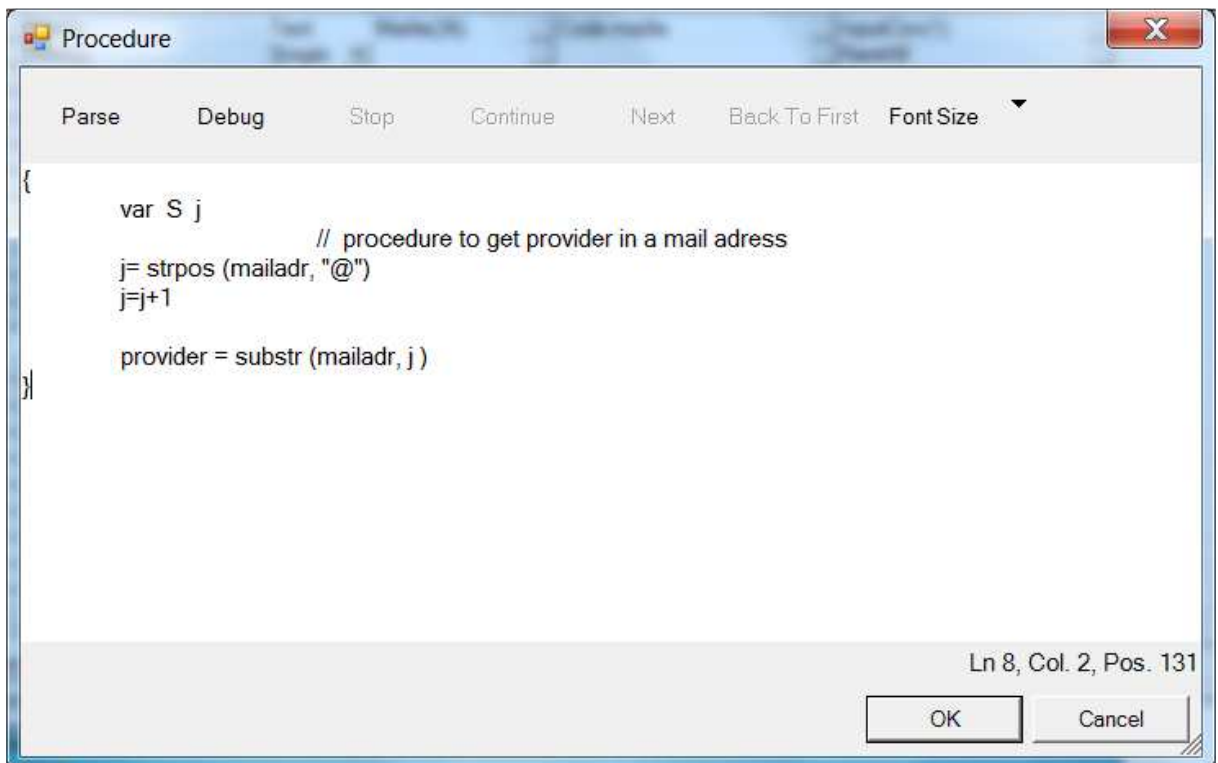
Strpos (varT, « xyz ») : returns the position of the specified sub-string xyz first encountered within the character string in varT. (the value will be -1 if sub-string xyz doesn't exist).

Substr (varT, j, k) : extracts from the variable varT , a sub-string with k characters, starting at position j.

or :

Substr (varT, j) : extracts from the variable varT, the sub-string starting at position j.

Example :



```
{
    var S j
        // procedure to get provider in a mail adress
    j= strpos (mailadr, "@")
    j=j+1

    provider = substr (mailadr, j)
}
```

Ln 8, Col. 2, Pos. 131

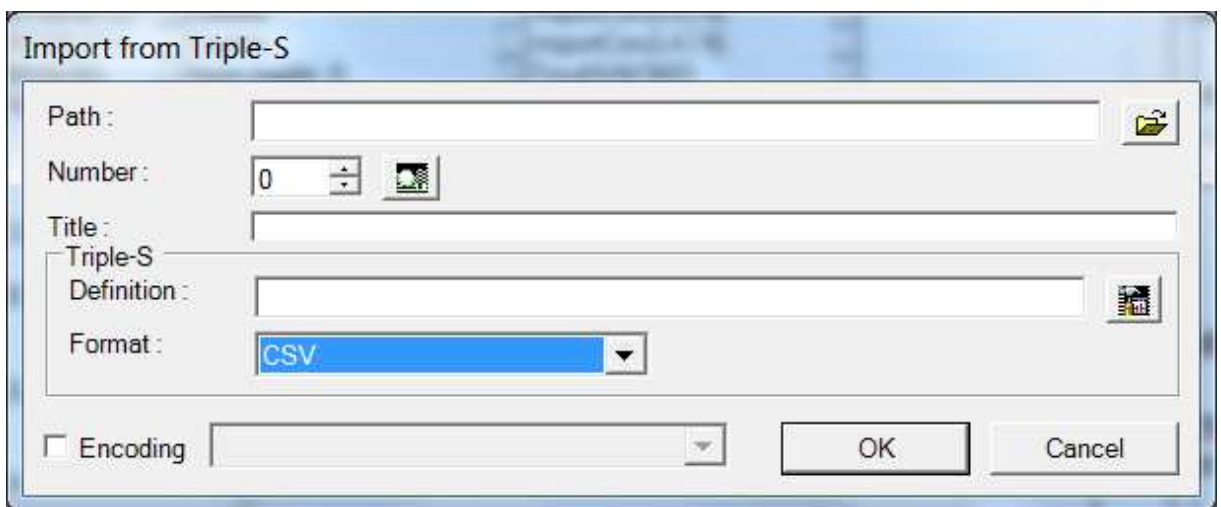
OK Cancel

3. Imports Excel.

When importing an Excel file, the names of the generated variables are no longer Qnn, but Vnn, in order to avoid any confusion with the question numbers in the questionnaire.

4. Imports TripleS.

There is now a new field « Format », with which one should precise the type of the data-file : ASCII or CSV.



The image shows a dialog box titled "Import from Triple-S". It contains the following fields and controls:

- Path :** A text input field with a folder icon on the right.
- Number :** A numeric input field containing the value "0", with up/down arrows and a refresh icon.
- Title :** A text input field.
- Triple-S** (grouped section):
 - Definition :** A text input field with a refresh icon on the right.
 - Format :** A dropdown menu currently showing "CSV".
- Encoding :** A checkbox followed by a dropdown menu.
- OK** and **Cancel** buttons.